

T20

Технические характеристики

По вопросам продаж и поддержки обращайтесь:

Алматы (7273)495-231	Казань (843)206-01-48	Новокузнецк (3843)20-46-81	Смоленск (4812)29-41-54
Архангельск (8182)63-90-72	Калининград (4012)72-03-81	Новосибирск (383)227-86-73	Сочи (862)225-72-31
Астрахань (8512)99-46-04	Калуга (4842)92-23-67	Омск (3812)21-46-40	Ставрополь (8652)20-65-13
Барнаул (3852)73-04-60	Кемерово (3842)65-04-62	Орел (4862)44-53-42	Сургут (3462)77-98-35
Белгород (4722)40-23-64	Киров (8332)68-02-04	Оренбург (3532)37-68-04	Тверь (4822)63-31-35
Брянск (4832)59-03-52	Краснодар (861)203-40-90	Пенза (8412)22-31-16	Томск (3822)98-41-53
Владивосток (423)249-28-31	Красноярск (391)204-63-61	Пермь (342)205-81-47	Тула (4872)74-02-29
Волгоград (844)278-03-48	Курск (4712)77-13-04	Ростов-на-Дону (863)308-18-15	Тюмень (3452)66-21-18
Вологда (8172)26-41-59	Липецк (4742)52-20-81	Рязань (4912)46-61-64	Ульяновск (8422)24-23-59
Воронеж (473)204-51-73	Магнитогорск (3519)55-03-13	Самара (846)206-03-16	Уфа (347)229-48-12
Екатеринбург (343)384-55-89	Москва (495)268-04-70	Санкт-Петербург (812)309-46-40	Хабаровск (4212)92-98-04
Иваново (4932)77-34-06	Мурманск (8152)59-64-93	Саратов (845)249-38-78	Челябинск (351)202-03-61
Ижевск (3412)26-03-58	Набережные Челны (8552)20-53-41	Севастополь (8692)22-31-93	Череповец (8202)49-02-64
Иркутск (395)279-98-46	Нижний Новгород (831)429-08-12	Симферополь (3652)67-13-56	Ярославль (4852)69-52-93
Россия (495)268-04-70	Киргизия (996)312-96-26-47	Казахстан (7172)727-132	

PID Controllers Temperature Controls T2000




- 1/16 DIN and 1/32 DIN
- NEMA 4X protection
- Autotune automatically sets PID parameters
- Single ramp/soak program
- Heat-cool operation
- AC or DC power supply
- Inputs: Thermocouple, RTD, 0-50mV
- Two outputs: SSR voltage pulse/relay
- Five alarm modes
- RS232 or RS485 (retrofitable)
- MODBUS RTU protocol
- Three year warranty

Product Description

Microprocessor based controller for temperature measurements in °C or °F. Easy to view single or dual 4 digit display readout. Constructed in a rugged NEMA4X waterproof housing in the popular 1/32 or 1/16 DIN size. 100-240VAC or 12-24VDC supply voltage. Universal inputs and various combinations of output types are also standard features.

Ordering Key **T20 16 1 SR 2 A**



Type Selection

Model	Size	Display	Outputs	Communication	Power Supply
T20	16: 1/16 DIN 32: 1/32 DIN	1: Single Display 2: Dual Display (1/16 DIN only)	SR: 5VDC Pulse and 1A Relay Outputs RR: 2A and 1A Relay Output SS: Two 5VDC Pulse Outputs	X: None 2: RS232 4: RS485	A: 100-240VAC B: 12-24VAC/DC (Only single display units with SR and SS outputs)

General Specifications

Power supply	100-240VAC +/- 10%, 50-60Hz 12-24VAC/DC +/- 20%, 50-60Hz
Display	Upper display reading: 4 digit high brightness green LED 10mm high Lower display (T20162): 4 digit high brightness red LED 9mm high Output indicators: LED output indicators – flashing SP1 square green LED output indicators – SP2 round red
Keypad	3 full travel elastomeric pushbuttons
Approvals	UL, CE

Input Specifications

Thermocouple	
B	32 to 3275°F (0 to 1800°C)
E	32 to 1112°F (0 to 600°C)
J	32 to 1472°F (0 to 800°C)
K	-58 to 2192°F (-50 to 1200°C)
L	32 to 1472°F (0 to 800°C)
N	-58 to 2192°F (-50 to 1200°C)
R	32 to 2912°F (0 to 1600°C)

Input Specifications (cont'd)

Thermocouple (cont'd)	S: 32 to 2912°F (0 to 1600°C) T: -273 to 482°F (-200 to 250°C) Standards: IPTS/68/DIN 43710 CJC rejection: 20:1 (0.05%°C) typical External resistance: 100W maximum
(RTD)	Pt100/RTD-2 (2 wire): -273 to 752°F (-200 to 400°C) Standards: DIN 43760 (100W 0°C/138.5W 100°C Pt) Bulb current: 0.2 mA maximum
Linear process input	mV: 0 to 50 mV (0 to 20 mV, 4 to 20 mV)
Specifications for Both Thermocouples and RTDs	Calibration accuracy: +/- 0.25% maximum +/- 1°C Sampling frequency: Input 10Hz, CJC 2 sec. Common mode rejection: Negligible effect up to 140db, 240V, 50-60Hz Series mode rejection: 60db, 50-60Hz Temperature coefficient: 150ppm/(C maximum) Reference conditions: 22C +/- 2°C, rated voltage after 15 minutes settling time

Output Devices (maximum of two outputs)

SSd (solid state relay driver)	5 VDC +/- 15%, 15ma, non-isolated
Relay	Form A SPST, 2A/250VAC resistive load
Second Relay	Form A SPST, 1A/250VAC resistive load

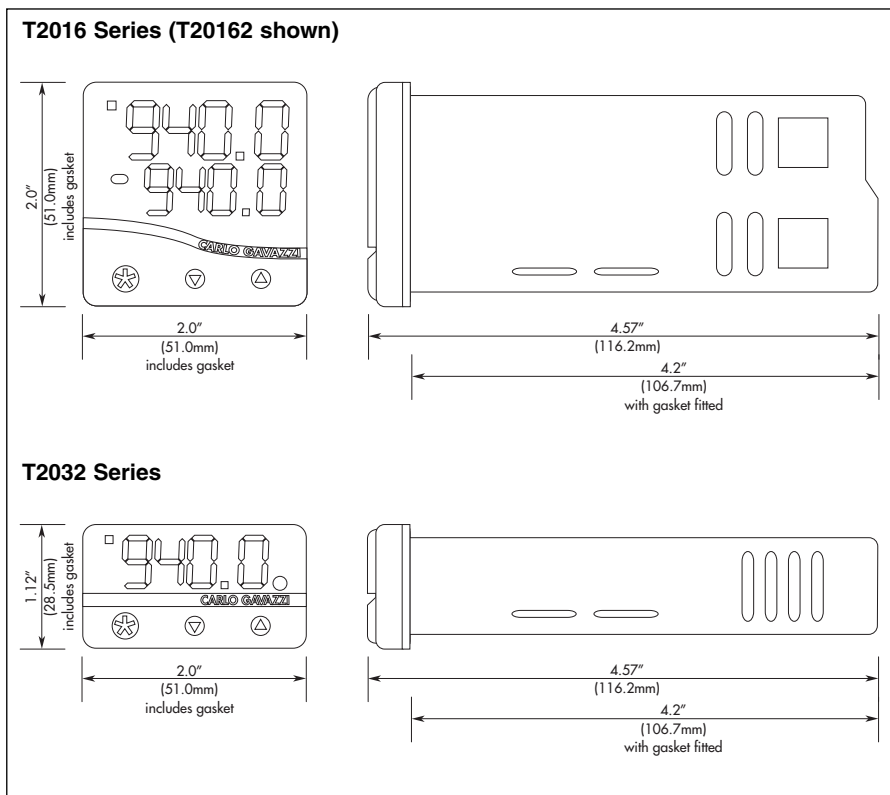
Housing Specifications

Environmental	UL873, EN61010, CSA 22.2
Safety	No. 1010.1-92
Humidity	Maximum 80%
Altitude	Up to 2000m
Installations	Categories II and III
Pollution	Degree II
Protection	NEMA 4X (IP66)
EMC emission	EN50081-1, FCC Rules 15 subpart J Class A
EMC immunity	EN50082-2
Ambient	32 to 122°F (0 to 50°C)
Moldings	Flame retardant polycarbonate

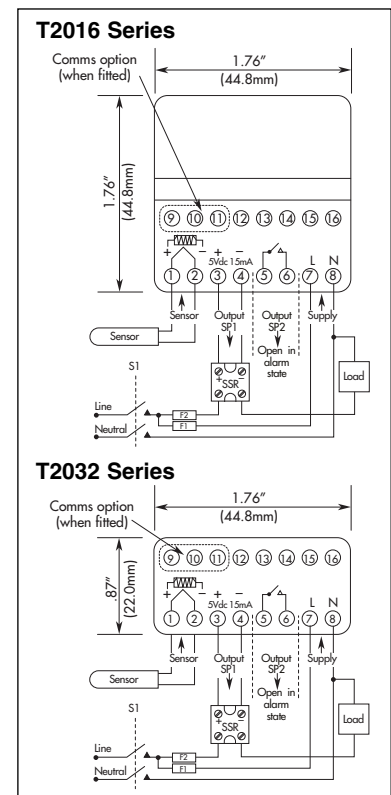
Housing Specifications (cont'd)

Instrument body	
Model T2016	1.76 x 1.76" (44.8 x 44.8mm)
Model T2032	1.76 x 0.87" (44.8 x 22.0mm)
Overall length	4.57" (116mm)
Weight	
T20161	4.2 ounces
T20162	4.6 ounces
T2032	3.9 ounces
Dimensions (front fascia)	
Model T2016	2.0 x 2.0" (51 x 51mm) includes gasket
Model T2032	2.0 x 1.12" (51 x 28.5mm) includes gasket
Sleeve length	4.2" (106.7mm) includes gasket

Dimensions



Wiring Diagram



PID Controllers Temperature and Process Controls T2000P




- 1/16 DIN
- NEMA 4X
- Programmable Process controller
- Autotune automatically sets PID parameters
- Multiple ramp/soak: Upto 31 programs, 126 segments
- Inputs: Thermocouple, RTD,
Analog (0-20mA, 0-5VDC, 0-10VDC)
- Outputs: SSR voltage pulse, relay,
Analog (0-20mA, 0-5VDC, 0-10VDC)
- 3rd relay output standard
- RS232 or RS485
- MODBUS RTU protocol
- Three year warranty

Product Description

Programmable profiling temperature and process controller. Easy to view dual 4 digit display readout. Constructed in a rugged NEMA4X waterproof housing (front panel only) in the popular 1/16 DIN size. Various inputs from temperature sensors to analog process inputs and various combinations of outputs including analog outputs and a 3rd relay output standard.

Ordering Key T2016P2 SR R X T 2 XX



Type Selection

Type Selection

Model	Outputs	3rd Output	Not used	Input	Communication	Not use
T2016P2	SR: 6VDC pulse & 2A relay output RR: 2 - 2A relay outputs SS: 2 - 6VDC pulse outputs CR: 4-20mA & 2A relay output CS: 4-20mA & 6VDC pulse output LR: 0-5VDC & 2A relay output LS: 0-5VDC & 6VDC pulse output HR: 0-10VDC & 2A relay output HS: 0-10VDC & 6VDC pulse output	R: 2A relay output	X: not used	T: TC-B,E,J,K,L,N,R,S,T & RTD C: 4-20mA input L: 0-5VDC input H: 0-10VDC input	X: None 2: RS232 4: RS485	XX: not used

General Specifications

Power supply	100-240VAC +/- 10%, 50-60Hz
Display	
Upper display reading	4 digit high brightness green LED 10mm high
Lower display	4 digit high brightness red LED 9mm high
Output indicators	LED output indicators – flashing SP1 square green LED output indicators – SP2 round red
Keypad	3 full travel elastomeric pushbuttons
Approvals	UL, CUL, CE

Input Specifications

Thermocouple	
B	32 to 3275°F (0 to 1800°C)
E	32 to 1112°F (0 to 600°C)
J	32 to 1472°F (0 to 800°C)
K	-58 to 2192°F (-50 to 1200°C)
L	32 to 1472°F (0 to 800°C)
N	-58 to 2192°F (-50 to 1200°C)
R	32 to 2912°F (0 to 1600°C)

Input Specifications (cont'd)

Thermocouple (cont'd)	
S	32 to 2912°F (0 to 1600°C)
T	-273 to 482°F (-200 to 250°C)
Standards	IPTS/68/DIN 43710
CJC rejection	20:1 (0.05°C) typical
External resistance	100W maximum
(RTD)	
Pt100/RTD (2 or 3 wire)	-273 to 752°F (-200 to 400°C)
Standards	DIN 43760 (100W 0°C/138.5W 100°C Pt)
Bulb current	0.2 mA maximum
Analog process input	0 to 50mV, +/- 0.1% 0-20mA, 4-20mA, +/- 0.1% 0-5V, +/- 0.1%, 0-10V, +/-0.1%

Specifications for Both Thermocouples and RTDs

Calibration accuracy	+/- 0.25% maximum +/- 1°C
Sampling frequency	Input 10Hz, CJC 2 sec.
Common mode rejection	Negligible effect up to 140db, 240V, 50-60Hz
Series mode rejection	60db, 50-60Hz
Temperature coefficient	150ppm/(C maximum)
Reference conditions	22C +/- 2°C, rated voltage after 15 minutes settling time

Output Devices (maximum of two outputs)

SSd (solid state relay driver)	6 VDC, 20mA non-isolated
Relay	Form A SPST, 2A/250VAC resistive load
Analog Output	4-20mA 500Ω max +/- 0.1% full scale typical 0-5Vdc 10mA (500Ω min) +/- 0.1% full scale typical 0-10Vdc 10mA (1KΩ min) +/- 0.1% full scale typical

Housing Specifications

Environmental	
Safety	UL873, EN61010, CSA 22.2 No. 1010.1-92
Humidity	Maximum 95%
Altitude	Up to 2000m

Housing Specifications (cont'd)

Installations	Categories II and III
Pollution	Degree II
Protection	NEMA 4X (IP66)
EMC emission	EN50081-1, FCC Rules 15 subpart J Class A
EMC immunity	EN50082-2
Ambient	32 to 122°F (0 to 50°C)
Moldings	Flame retardant polycarbonate
Instrument body	
Model T2016P2	1.76 x 1.76" (44.8 x 44.8mm)
Overall length	4.57" (116mm)
Weight	
T2016P2	6.4 ounces
Dimensions (front fascia)	
Model T2016P2	2.0 x 2.0" (51 x 51mm) includes gasket
Sleeve length	4.2" (106.7mm) includes gasket

Programmer Functionality

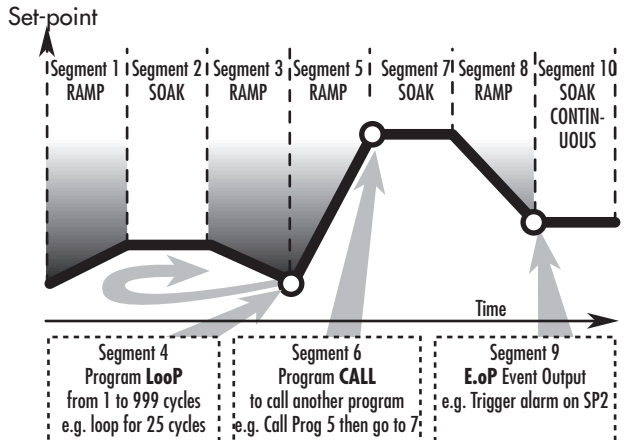
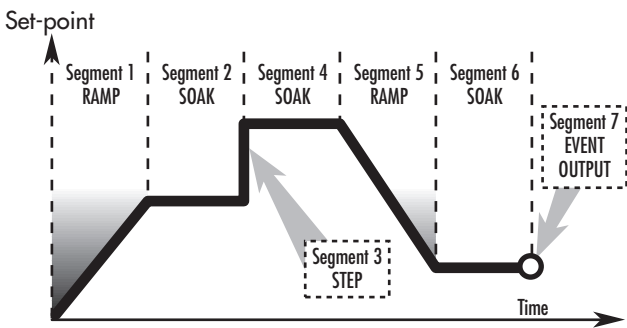
- Up to 31 programs (profiles)
 - Up to 126 segments
 - Unlimited use of event outputs via the 2nd and 3rd outputs
 - Copy/Paste/Edit/Delete functions to simplify program building
 - Call another program as a sub-program segment
 - Up to 999 program loop cycles, or continuous loop cycling
 - Hold back function, to ensure the next segment is not started until the last segment reaches the set-point
 - 3 power fall recovery options, (Hold, Continue or Reset)
 - Front panel interrogation of the program position
 - Memory usage Indication during programming.
- (note: program capacity is a memory function and different types of segment use more/less memory).

Memory Allocation Table

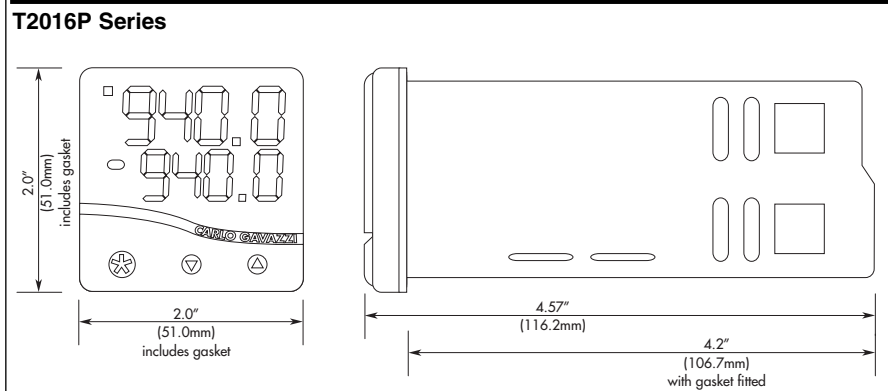
Function	Memory Usage
Ramp	4 Bytes
Ramp with Holdback	5 Bytes
Soak	2 Bytes
Step	3 Bytes
Loops (1 -3)	1 Byte
Loop (4+)	2 Bytes
Call	1 Byte
Event Output	1 Byte
Program Header	1 Byte

- Examples**
Max. capacity; 351 Bytes, 126 segments per program, 31 programs
- Example 1**
(349 Bytes) One program of 116 segments (58 ramps, 58 soaks)
- Example 2**
(340 Bytes) 4 programs of 28 segments (14 ramps, 14 soaks)

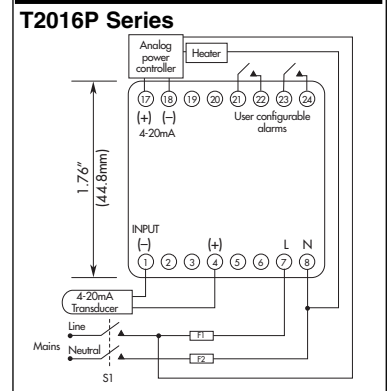
Profile of a single program



Dimensions



Wiring Diagram



По вопросам продаж и поддержки обращайтесь:

Алматы (7273)495-231
Архангельск (8182)63-90-72
Астрахань (8512)99-46-04
Барнаул (3852)73-04-60
Белгород (4722)40-23-64
Брянск (4832)59-03-52
Владивосток (423)249-28-31
Волгоград (844)278-03-48
Вологда (8172)26-41-59
Воронеж (473)204-51-73
Екатеринбург (343)384-55-89
Иваново (4932)77-34-06
Ижевск (3412)26-03-58
Иркутск (395)279-98-46
Россия (495)268-04-70

Казань (843)206-01-48
Калининград (4012)72-03-81
Калуга (4842)92-23-67
Кемерово (3842)65-04-62
Киров (8332)68-02-04
Краснодар (861)203-40-90
Красноярск (391)204-63-61
Курск (4712)77-13-04
Липецк (4742)52-20-81
Магнитогорск (3519)55-03-13
Москва (495)268-04-70
Мурманск (8152)59-64-93
Набережные Челны (8552)20-53-41
Нижний Новгород (831)429-08-12
Киргизия (996)312-96-26-47

Новокузнецк (3843)20-46-81
Новосибирск (383)227-86-73
Омск (3812)21-46-40
Орел (4862)44-53-42
Оренбург (3532)37-68-04
Пенза (8412)22-31-16
Пермь (342)205-81-47
Ростов-на-Дону (863)308-18-15
Рязань (4912)46-61-64
Самара (846)206-03-16
Санкт-Петербург (812)309-46-40
Саратов (845)249-38-78
Севастополь (8692)22-31-93
Симферополь (3652)67-13-56
Казахстан (7172)727-132

Смоленск (4812)29-41-54
Сочи (862)225-72-31
Ставрополь (8652)20-65-13
Сургут (3462)77-98-35
Тверь (4822)63-31-35
Томск (3822)98-41-53
Тула (4872)74-02-29
Тюмень (3452)66-21-18
Ульяновск (8422)24-23-59
Уфа (347)229-48-12
Хабаровск (4212)92-98-04
Челябинск (351)202-03-61
Череповец (8202)49-02-64
Ярославль (4852)69-52-93